









Hoffmann Edge Clamps and Accessories



Part Number		Description	Pricing / Qty.
SPWE0071		Edge Clamp Standard panel thickness range: 10 – 48mm $\frac{3}{8}$ " – $1\frac{7}{8}$ " cast-aluminum construction	\$49.35 / each (1- 4) \$46.88 / each (5 – 10)* \$44.42 / each (11+)*
SPWE0072		Edge Clamp Standard panel thickness range: 10 – 80mm $\frac{3}{8}$ " – $3\frac{1}{8}$ " cast-aluminum construction	\$98.70 / each (1- 4) \$93.77 / each (5 – 10)* \$88.83 / each (11+)*
SPWE0024		Edge Clamp UNI panel thickness range: 10 – 48mm $\frac{3}{8}$ " – $1\frac{7}{8}$ " forged steel construction	\$66.15 / each (1- 4) \$62.84 / each (5 – 10)* \$59.54 / each (11+)*
SPWE0001		Edge Clamp UNI panel thickness range: 10 – 65mm $\frac{3}{8}$ " – $2\frac{9}{16}$ " forged steel construction	\$119.00 / each (1- 4) \$113.05 / each (5 – 10)* \$107.10 / each (11+)*
SPET0038		Replacement Rubber Jaws Edge Clamp Standard 10-48mm	\$31.65 / pair
SPET0005		Replacement Rubber Jaws Edge Clamp Standard 10-80mm	\$34.45 / pair
SPET0014		Replacement Rubber Jaws for Edge Clamp UNI 10 – 48mm	\$31.65 / pair
SPET0001		Replacement Rubber Jaws for Edge Clamp UNI 10 – 65mm	\$34.45 / pair

* quantity discounts are per individual clamp models – different types cannot be combined

Hoffmann Panel Carriers and Door Lifters



Part Number		Description	Pricing / Qty.
SPWE0070		Panel Carrier Jr. panel thickness range: 0 – 42mm 0 – 1 ⁵ / ₈ " powder coated steel 154 lbs. carrying capacity	\$136.00 / pair
SPWE0091		Panel Carrier UNI panel thickness range: 0 – 65mm 0 – 2 ⁹ / ₁₆ " galvanized steel 220 lbs. carrying capacity	\$157.00 / pair
SPWE0092		Panel Carrier UNI panel thickness range: 60 - 120mm 2 ³ / ₈ " – 4 ³ / ₄ " galvanized steel 220 lbs. carrying capacity	\$178.00 / pair
SPET0014		Replacement Rubber Jaws for Panel Carrier Jr.	\$31.65 / pair
SPET0181		Replacement Rubber Jaws for Panel Carrier UNI	\$34.45 / pair
SPWE0011		Door Lifter Jr. 265 lbs. max. lifting capacity	\$54.00 / each
SPWE011A		Door Lifter Sr. 440 lbs. max. lifting capacity	\$69.00 / each
SPEB0123R		Parallel Scribing Tool with knurled locking knob	\$12.95 / each