

V2013^{NC} V235^{·NC·FNC}

VERTICAL MITRE SAWS

IP300^{FS}

PRECISION MITRE SAW SPECIALLY CONCEIVED FOR
PICTURE FRAMES CUTTING.

WOOD be nice.

OMGA



V2013 NC V235 NC

VERTICAL MITRE SAWS
AUTOMATIC CUTTING SYSTEM FOR
WOOD, PVC AND ALUMINUM PROFILES.

The model **V2013NC** has variable angle enabling the system to produce square, rectangular, hexagonal and octagonal frames. The model **V235NC** is suitable for the production of square and rectangular frames only having the two saw blades fixed at 90°. A programmable NC controller with an 8" monitor allows for a real time display of all messages useful to the operator as well as the graphical representation of the different production steps. The onboard computer also counts with a 3 1/2" disk drive to facilitate the storage of production programs.

The proprietary software allows for maximum yield by optimizing the length of each moulding based on the cutting program. The hopper feeder can be chosen between vertical and horizontal to accommodate any type, shape and length of profile. On the outfeed of the machine, it is possible to include a transport belt with photocell driven kicker to safely unload the mitered pieces. In this combination the systems become fully automatic from the loading of the moulding to the unloading of the finished components of the frames, with no intervention of the operator. New batches of mouldings can be inserted inside the hopper feeder without stopping the cutting cycle. The whole line is available in **CE** version where the machines are equipped with all the devices indicated by this regulation.



V2013 NC

OPTIONAL

Additional transfer arm for horizontal
hopper feeder **2000 mm**

• • • • •

Extra for **ALU** version

• • • • •

Additional arm for hopper feeder

• • • • •


Extra for increased feed stroke **1800 mm**



Unloading belt with kicker
1000 x 100 mm / 2000 x 100 mm



Sorting unit with photocell c/w 3
kickers **3000 x 100 mm**



V235NC

OMGA®
WOOD be nice.



* A

Vertical hopper feeder for mouldings up to:
3000 mm (3B*) - 4000 mm (4B*)
5000 mm (5B*) - 6000 mm (6B*)
(B*) = supporting arms

* B

Horizontal hopper feeder with 2000 mm transfer arm
for mouldings up to: 3000 mm (3B*) - 4000 mm (4B*)
- 5000 mm (5B*) - 6000 mm (6B*)
(B*) = supporting arms



Pneumatic transfer conveyor belt
2000 x 600 mm



V235 V235 FNC

VERTICAL MITRE SAWS.
AUTOMATIC CUTTING SYSTEM FOR WOOD, PVC AND ALUMINUM PROFILES.

Vertical Double Mitre Saw with fixed angle blades for the production of square and rectangular frames. Two bi-directional clamps with wafers, automatically adapt to the shape of the profile with no need for adjustment and the safety of a perfect grip on the work piece during the cutting operation.

The machine is complete with scaled tables and flip over stop.

Upon request it is possible to retrofit the **V235** with a wide variety of accessories such as: moveable stops – scaled table extension. The machine is available in CE version where the machines are equipped with all the devices indicated by this regulation. The **V235FNC** is equipped with a NC movable stop counting with an onboard computer capable of storing up to 400 programs.

Optional for **V235FNC**: this machine can also be equipped with a pen bar code reader.



V235-V235FNC

OPTIONAL



Bidirectional wafer clamp

- • • • •
- Supports to increase height of fence
- • • • •
- Spraying system





Label printer
(also for V235FNC)

Bar code reader
(also for V235FNC)



2

Rh table extension with scale
1000 mm - (also for V235)



3

Set of front clamps rh/lh
(for V235 e V235FNC)



4

Jet of two dust collecting unit
Dust collecting unit for each dust hose: Ø 80 mm
Dust collecting speed: 20 m/sec
Air volume each dust hose: 320 m3/h
(for V235 e V235FNC)

IP300 FS

PRECISION MITRE SAW SPECIALLY CONCEIVED FOR PICTURE FRAMES CUTTING.

Turning table with self locking in the main angles 45°, 30° 22' 30" 15°, right and left and 0°.

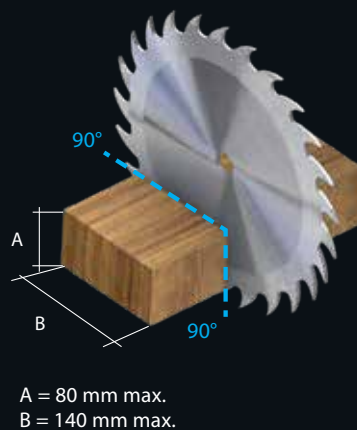
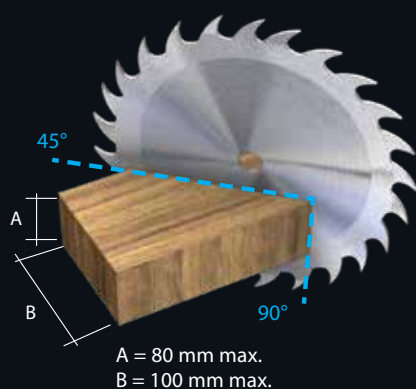
Manual locking of intermediate angle positions.

Direct drive motor.

Set of scaled tables 350 mm right and left.

Motor brake.

Locking in rest position.



Ball bearing on rotation of table for easy and smooth angle positioning.



Ball bearing on swinging of saw arm for smooth and steady cutting action.



OPTIONAL



Set of scaled tables extensions 1100 mm right and left.
Set of supports for scaled tables.



Set of two foot operated mechanical clamps at 45°.





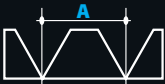







Quick swivelling of the table.

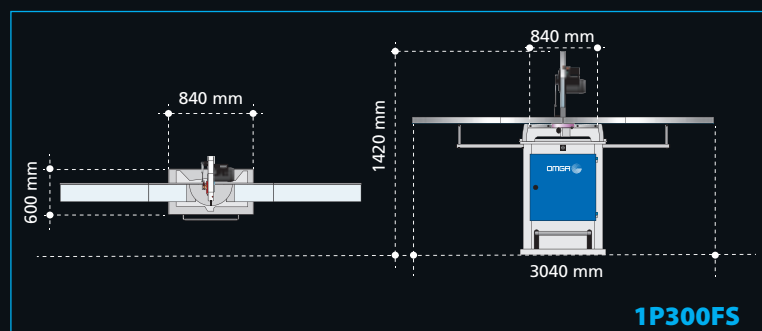
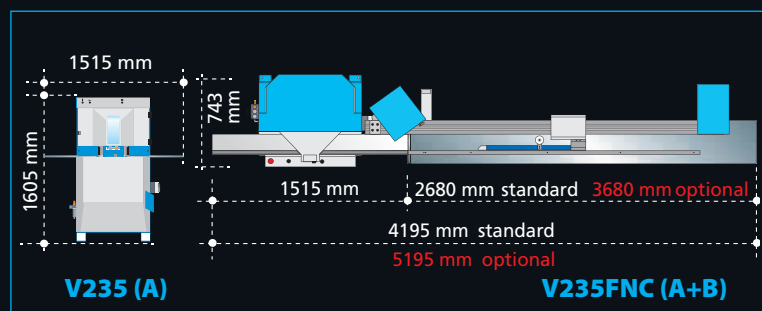
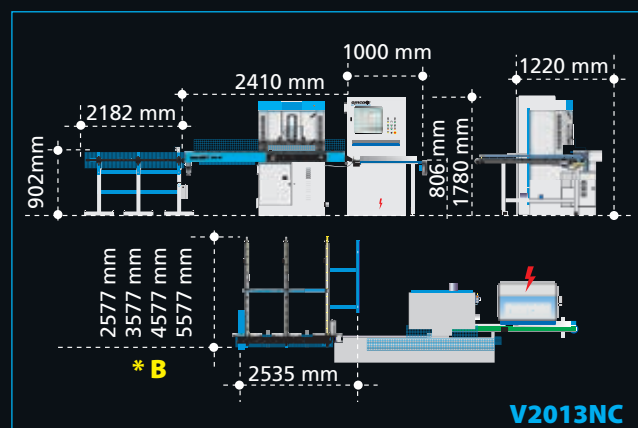
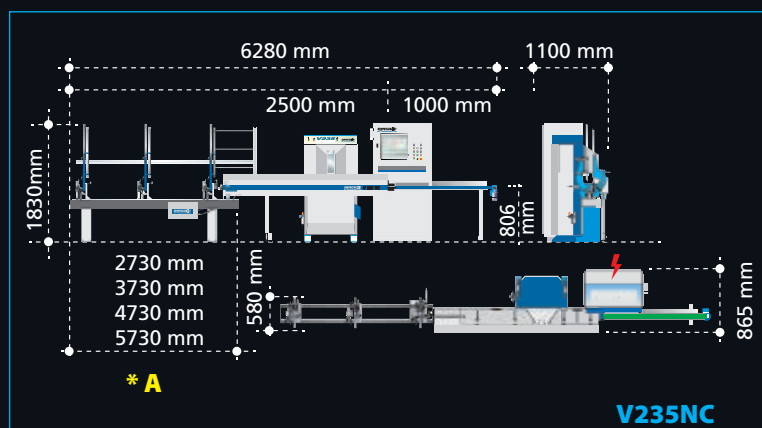



45° plexi flip-over stop.



Dust collecting cabinet.

		V2013NC	V235NC	V235	V235FNC	1P300FS
	mm	A = 1250 max	A = 1200 max	-	A = 2000 max (3000 optional)	
	mm	A = 60 max B = 60 max	A = 90 max B = 70 max	A = 90 max B = 80 max	A = 90 max B = 80 max	A = 80 B = 100
	mm RPM	A = 300 B = 30 3000	A = 350 B = 30 4400	A = 350 B = 30 4400	A = 350 B = 30 4400	A = 300 B = 30 3000
	kW	n° 2 x 2,2	n° 2 x 1,5	n° 2 x 1,5	n° 2 x 1,5 n° 1 x 1,0	1,2
	Ø mm	1 x 80 1 x 120	2 x 80	2 x 80	2 x 80	60
	bar Nl/"	6 ÷ 7 485	6 ÷ 7 347	6 ÷ 7 188	6 ÷ 7 188	
	N (newton)	13000 17000	9500 13500	2940 3432	4100 4600	957 1140
	L x W x H mm	2600x1850x1900 * A 2730x580x1830	2750x1750x1900 * A 2730x580x1830	883x1600x1700	883x1600x1700 * B 500x3000x260	730x910x1500



 2900204558.06

OMGA Industries, Inc.

3705 William Richardson Drive
South Bend, IN 46628
USA
Tel.: +1 (574) 243-0120
Fax: +1 (574) 243-0216
Toll Free: 1-800-233-OMGA (6642)
E-mail: info@omgainc.com

WWW.OMGAINC.COM

OMGA®
WOOD be nice.